

# Installing UKG/Kronos Mobile™

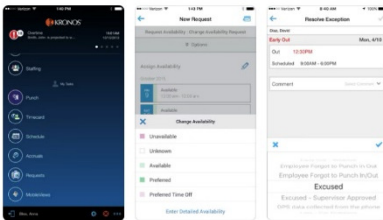

Using UKG WF Central™ mobile app is an individual choice and provided for employee convenience. Usage of UKG/Kronos Mobile on your personal device is optional, not required. Support for the UKG/Kronos Mobile application is not provided by University of Maryland's IS&T department. **NOTE:** Mobile app cannot be used to clock in or clock out.

- 1 Open the Store on your device (e.g., App Store, Google Play).

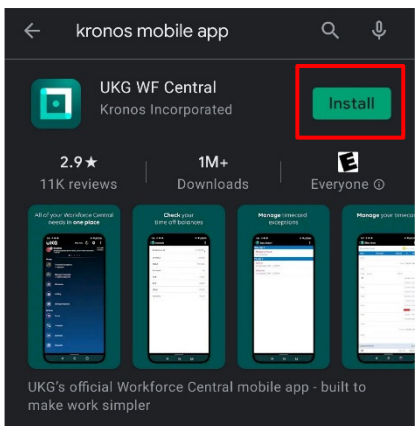


- 2 Search for **Kronos Mobile** or **UKG WF Central**, and download the app.

iPhone




Android



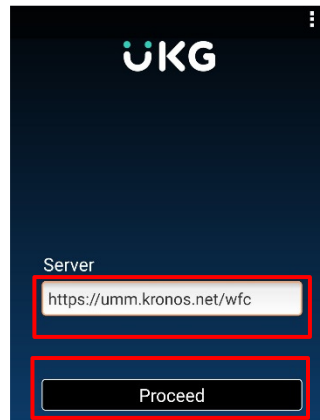
## Note

Do not select other UKG/Kronos products such as UKG Ready, UKG Dimensions or iSeries.

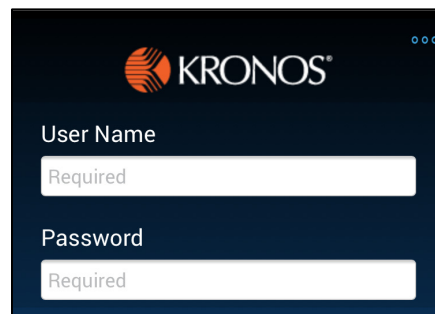
- 3 Once the app is downloaded, tap the **UKG Workforce Central** icon.



- 4 Enter the following URL in the Server field: **https://umm.kronos.net/wfc** and then tap **Proceed**.



- 5 User Name: your **UMMS Employee ID #**  
Password: at your *first login*, your *initial password* is **Umms@nnnn**, where "nnnn" is the last 4-digits of your SSN. You will be prompted to update your password. If you *previously logged in* use your **updated password** from your prior login.



- 6 Tap **Log On** to access UKG/Kronos Mobile.

